

FINANCIAL HIGHLIGHTS

FIVE YEARS GROUP FINANCIAL HIGHLIGHTS

Financial Year Ended	30.6.2023	30.6.2022 ⁽¹⁾ (18 months)	31.12.2020	31.12.2019	31.12.2018
Operating Revenue (RM' million)	283	364	212	194	169
(Loss)/Profit Before Tax (RM' million)	(0.2)	(139)	45	(13)	(24)
(Loss)/Profit attributable to the Owners of the Company (RM' million)	(1)	(134)	40	(14)	(27)
Total Assets (RM' million)	823	777	881	839	757
Total Borrowings (RM' million)	56	19	-	-	-
Shareholders' Equity (RM' million)	391	379	533	505	547
Basic (Loss)/Earnings per Share (sen)	(0.5)	(50.9)	14.8	(5.3)	(10.0)
Net Asset per Share (RM)	1.5	1.4	2.0	1.8	2.0
Return on Equity (%)	0.05%	-35%	8.4%	-2.5%	-4.5%
Return on Total Assets (%)	0.03%	-18%	5.1%	-1.5%	-3.2%

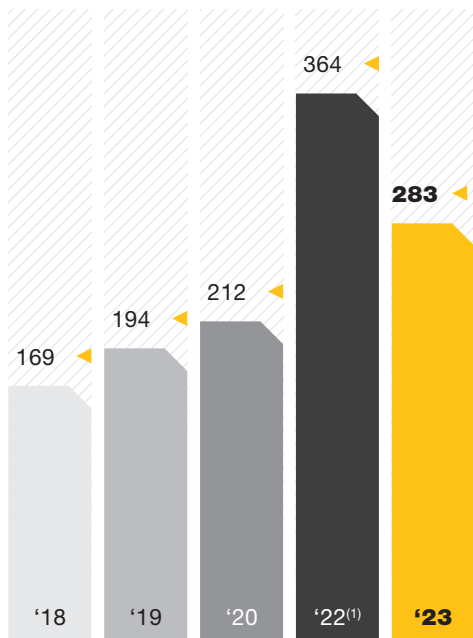
⁽¹⁾ MAAG had on 22 June 2021 changed its financial year-end from 31 December to 30 June. As such, the financial period ended 30 June 2022 comprised 18 months from 1 January 2021 to 30 June 2022 ("FPE 30 June 2022").

FINANCIAL HIGHLIGHTS

(CONTINUED)

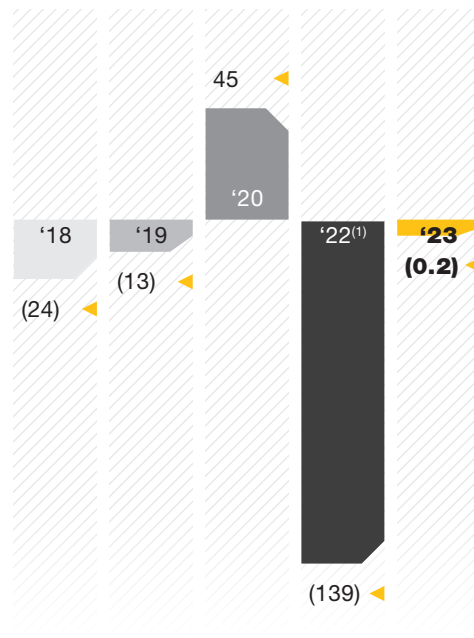
OPERATING REVENUE

(RM' Million)



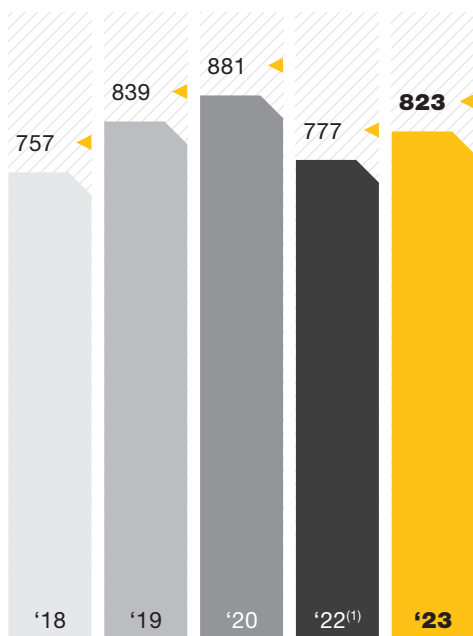
(LOSS)/PROFIT BEFORE TAX

(RM' Million)



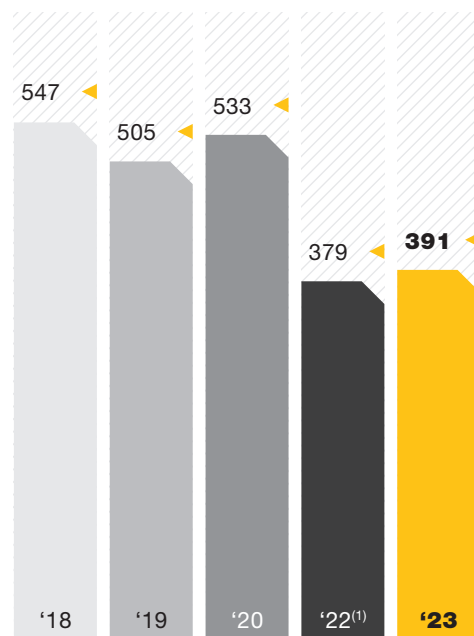
TOTAL ASSETS

(RM' Million)



SHAREHOLDERS' EQUITY

(RM' Million)



⁽¹⁾ MAAG had on 22 June 2021 changed its financial year-end from 31 December to 30 June. As such, the financial period ended 30 June 2022 comprised 18 months from 1 January 2021 to 30 June 2022.