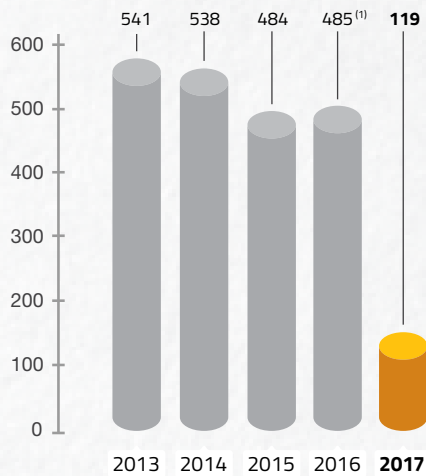


FIVE YEARS GROUP FINANCIAL HIGHLIGHTS

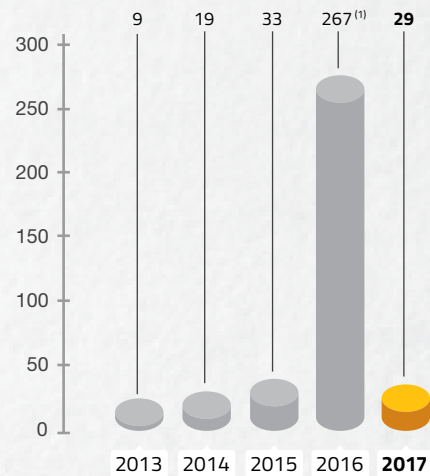
Year Ended 31 December	2017	(Restated) 2016	2015	2014	2013
Statements of Profit or Loss (RM' million)					
Total Revenue	119	485 ⁽¹⁾	484	538	541
Profit Before Taxation	29	267 ⁽¹⁾	33	19	9
Statements of Financial Position (RM' million)					
Total Assets	779	559	1,451	1,560	1,359
Total Borrowings	-	-	-	-	5
Shareholders' Equity	559	546	410	424	431
Financial Ratios					
Return on Capital Employed	5.2%	48.9%	8.0%	4.5%	2.1%
Return on Total Assets	3.7%	47.8%	2.3%	1.2%	0.7%
Earnings per Share (sen)	9.2	92.3	8.3	5.5	1.6
Net Asset per Share (RM)	2.0	2.0	1.4	1.4	1.4

⁽¹⁾ Included six (6) months results of subsidiary, MAA Takaful Berhad (now known as Zurich Takaful Malaysia Berhad) before the completion of its disposal to Zurich Insurance Company Ltd ("Zurich") on 30 June 2016.

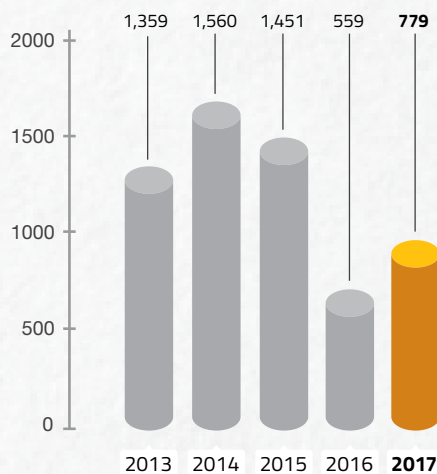
Total Revenue
(RM Million)



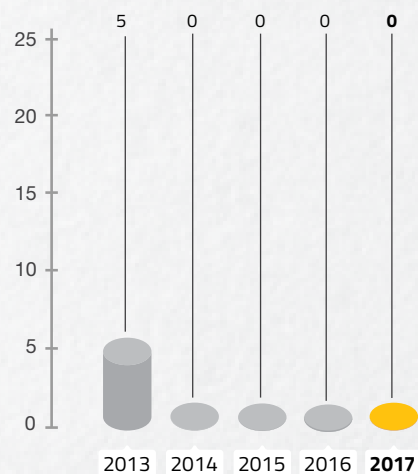
Profit Before Taxation
(RM Million)



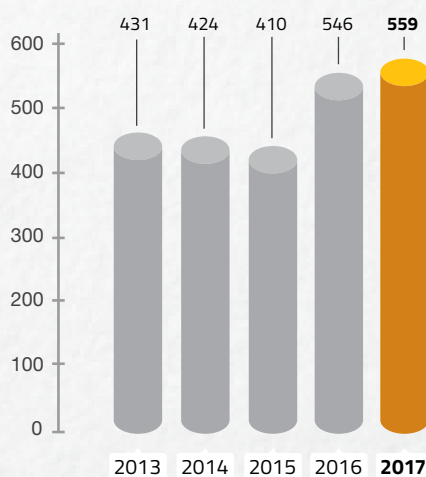
Total Assets
(RM Million)



Total Borrowings
(RM Million)



Shareholders' Equity
(RM Million)



⁽¹⁾ Included six (6) months results of subsidiary, MAA Takaful Berhad (now known as Zurich Takaful Malaysia Berhad) before the completion of its disposal to Zurich on 30 June 2016.